

The Coalition of Haliburton Property Owners Associations

Presentation to Cavendish
Community RAI

June 14th 2017



www.cohpoa.org

Overview

- Why Do You Care About Your Lake
- The State Of Our Lakes
- The Love Your Lake Project





- Brings together Haliburton County lake associations
- Start 2009 – 23 lakes - Now **118** Lakes
- All volunteer - non profit
- 10 member board
- Panel of scientific advisors



The C.H.A. Has One Mission Protecting our Lakes

Two Areas Of Focus

- Septic Health
- Shoreline Health



Why Do You Care?



Imagine







By Order of the
Medical Officer of Health



**DRINKING, SWIMMING OR
OTHER CONTACT WITH
THIS WATER IS NOT
RECOMMENDED**

TOXIC ALGAE HAS BEEN
REPORTED AT THIS LOCATION

Manitoba 



Impact

- Property Values
- lots frozen
- Years of bad press
- Annual blooms



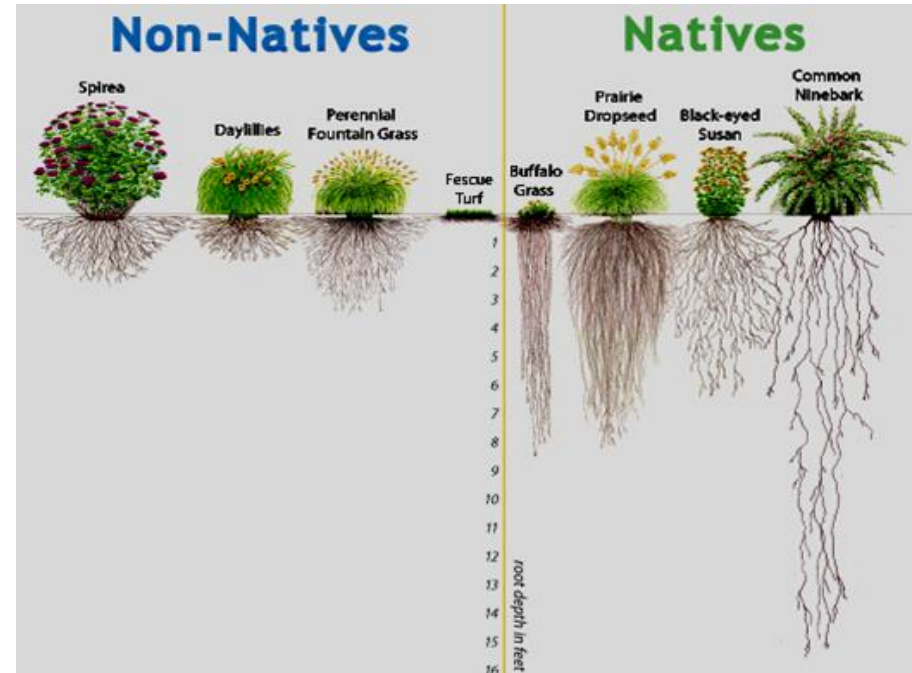


Catchacoma & Mississagua Lakes Contaminated

Lake Toxic to People and Pets

Natural Shorelines

- Direct relationship to lake health
- 80-90% of all lake life
- Minimum = 75% lake back 30 metres
 - The science
- Habitat
 - Benthics, Fish, Frogs, butterflies
- Filtering **Phosphorous** & other Pollutants



The Shoreline Classification Project



www.cohpoa.org




CANADIAN WILDLIFE FEDERATION
FÉDÉRATION CANADIENNE DE LA FAUNE



Goals

- Know where Haliburton Lake Lakes stands vs 75%
- Tips for individual property owners
- Motivate and inform change



What – The Basic Steps

- Training & Hiring
- Resources
 - Equipment \$3,000.
 - Boats & drivers
 - Accommodation etc.
 - \$
 - Parcel Mapping Data
- Letter to each property owner
 - Info
- From boat evaluation
 - Tied to parcel mapping data
 - Analyze – substrate, lot from water back 30 metres or setback, docks, decks & walkways
 - Document with Pictures
 - 40-50 properties per day per evaluator plus data entry



What – the basic steps cont.

- Privacy is paramount
 - No one gets individual info except the property owner
- Information not regulation
- End Result
 - Individual reports
 - Each property owner gets a unique code to access
 - Personalized Rating and Suggestions
 - Lake wide report to Assoc. and C.H.A.
- Resources
 - Videos
 - Full set of info and tools on www.cohpoa.org




Info from Redstone

- Students on lake for 8 days
 - Taking pics
 - With clip board and laptops
 - Talking to property owners
- Lots of questions to students
- Not a single negative reaction
- Folks making the connection re shorelines & water quality and lake health
- 93 new members
- Very positive experience for lake association volunteers



Best Cottage Experience Ever



Do your part by donating

- C.H.A. & funders covering 90%+
- Donate your part of the 10%



The Bottom Line

- Water Quality In Any Lake Below The 75% Minimum Is Headed Down
- Climate Change Is Changing The Rules In Ways We Don't Fully Understand Yet
- How Long Will 75% Be Good Enough??



Results from the 47 Lakes Completed

Target Minimum = 75% Natural Shoreline Cover

- % of lakes not meeting the 75% minimum = **92%**
- Average Natural % of 47 lakes = **48%**
- Lakes at or above 75% = 4 (or 8%)



Questions?

